



## QUICK START GUIDE

For a full explanation of all features and instructions, please refer to the User's Guide:

Model:  
HexaDuo Smart

### 1. Setting up your Air Purifier

#### A. Connect the Air Purifier to the Power Supply


- Connect the DC plug of the adapter to the DC jack on the bottom of the Air Purifier and the other end to the mains power socket.
- Press the Power Button to switch on the unit, the Power LED will start flashing slowly indicates ready for PAIRING with Mobile devices.

#### B. Download the "Nectar" App from our website

[www.nectarsmartliving.com/support/download](http://www.nectarsmartliving.com/support/download)







Download free  
"Nectar" App

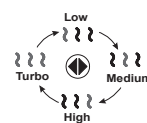
- Connect your home WiFi to your mobile device.
- Click the "Nectar Smart" App on your mobile device and follow the in-app instructions to create your Nectar account.
- Click the "+" on Apps to add device. Press "I need to config device" and press "Next" after input the password of home WiFi
- Press and hold the  on Air Purifier for 3 seconds until all fan speed LED indicators are ON which indicates the Air Purifier is ready for pairing.
- Press "Start binding" in the app, the auto pairing process takes approx. 1 minutes to complete.
- If it is successful paired, users can remote control the Air Purifier. Otherwise, please repeat steps iii to v again.

Please take note of the following minimum system requirements:  
Smartphones/Tablets: iOS 8, Android™ 4.2



### 2. Basic Operation of the Air Purifier

- Press  to adjust the required speed (5 levels).
- Press  to enter "Smart" Mode that the air purifier will auto adjust the most appropriate setting for desire clean and safe environment.
- Continue using the unit for two weeks, the  will light up to alert you to clean the collector array.  
Press  button for 3 seconds to confirm the cleaning is finished.



Model:  
HexaDuo Smart

### 3. Customer Support

#### If your product is not working properly...

- Read this Quick Start Guide or the User's Guide
- Browse our website [www.nectarsmartliving.com/support](http://www.nectarsmartliving.com/support)
- Or Email us at [support@nectarsmartliving.com](mailto:support@nectarsmartliving.com)

099-004\*00P173-01

P/N:099-004\*00P173-01  
Size: A6(148X105mm)  
材质: 80g书纸, 双面单色印刷